


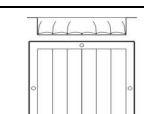





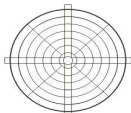
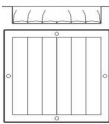


CENNIK WENTYLATORÓW ELEKTROVENT


TYP	MODEL	MOC [kW]	CENA NETTO (EUR)	VAT	CENA BRUTTO (EUR)	
	WENTYLATORY DACHOWE	ROOF-CM 314 M	0.12	409,92	23%	504,20
	ROOF-CM 314 T	0.12	391,72	23%	481,81	
	ROOF-CM 316 T	0.09	409,92	23%	504,20	
	ROOF-CM 354 M	0.25	505,69	23%	622,00	
	ROOF-CM 354 T	0.25	481,75	23%	592,55	
	ROOF-CM 356 T	0.18	494,20	23%	607,86	
	ROOF-CM 404 M	0.37	608,17	23%	748,05	
	ROOF-CM 404 T	0.37	566,99	23%	697,39	
	ROOF-CM 406 T	0.18	566,99	23%	697,39	
	ROOF-CM 408 T	0.09	614,87	23%	756,30	
	ROOF-CM 454 M	0.75	715,44	23%	879,99	
	ROOF-CM 454 T	0.75	632,11	23%	777,50	
	ROOF-CM 456 T	0.37	642,65	23%	790,46	
	ROOF-CM 458 T	0.18	693,41	23%	852,89	
	ROOF-CM 504 T	1.1	820,79	23%	1 009,57	
	ROOF-CM 506 T	0.37	794,93	23%	977,77	
	ROOF-CM 508 T	0.25	859,10	23%	1 056,69	
	ROOF-CM 636 T	1.1	1 140,68	23%	1 403,03	
ROOF-CM 638 T	0.55	1 152,17	23%	1 417,17		
ROOF-CM 716 T	1.85	1 326,48	23%	1 631,57		
ROOF-CM 718 T	0.75	1 339,89	23%	1 648,06		
WERSJA PRZECIWWYBUCHOWA						
	WENTYLATORY DACHOWE PRZECIWWYBUCHOWE ATEX II 2G i 3G	ROOF-CM 314 T	0.12	703,95	23%	865,85
	ROOF-CM 316 T	0.09	727,89	23%	895,30	
	ROOF-CM 354 T	0.25	886,88	23%	1 090,86	
	ROOF-CM 356 T	0.18	902,20	23%	1 109,70	
	ROOF-CM 404 T	0.37	1 017,13	23%	1 251,07	
	ROOF-CM 406 T	0.18	999,89	23%	1 229,86	
	ROOF-CM 408 T	0.09	998,93	23%	1 228,69	
	ROOF-CM 454 T	0.75	1 102,37	23%	1 355,91	
	ROOF-CM 456 T	0.37	1 102,37	23%	1 355,91	
	ROOF-CM 458 T	0.18	1 073,64	23%	1 320,57	
	ROOF-CM 504 T	1.1	1 307,33	23%	1 608,01	
	ROOF-CM 506 T	0.37	1 257,52	23%	1 546,75	
	ROOF-CM 508 T	0.25	1 470,14	23%	1 808,28	
	ROOF-CM 636 T	1.1	1 652,12	23%	2 032,10	
	ROOF-CM 638 T	0.55	1 695,21	23%	2 085,11	
	ROOF-CM 716 T	1.85	1 983,50	23%	2 439,70	
	ROOF-CM 718 T	0.75	2 033,30	23%	2 500,96	
	PRZELĄCZNIK SERWISOWY			145,58	23%	179,06
ZEWNETRZNY TERMINAL (NIE Ex /ht)			110,14	23%	135,47	
	KRATKA WEWNĘTRZNA	RA-31		22,03	23%	27,10
	RA-35		31,61	23%	38,88	
	RA-40		46,93	23%	57,72	
	RA-45		46,93	23%	57,72	
	RA-50		73,75	23%	90,71	
	RA-63		96,73	23%	118,98	
	RA-71		96,73	23%	118,98	
		ŻALUZJE	GS-CM-31		66,08	23%
GS-CM-35			78,54	23%	96,60	
GS-CM-40			90,99	23%	111,91	
GS-CM-45			90,99	23%	111,91	
GS-CM-50			114,93	23%	141,36	
GS-CM-63			120,68	23%	148,43	
GS-CM-71			120,68	23%	148,43	
	PODSTAWA MONTAŻOWA	CB-31		40,23	23%	49,48
	CB-35		45,01	23%	55,37	
	CB-40		52,68	23%	64,79	
	CB-45		52,68	23%	64,79	
	CB-50		57,46	23%	70,68	
	CB-63		63,21	23%	77,75	
	CB-71		63,21	23%	77,75	
	AKCESORIA DODATKOWE - RAMY	ROOF-CM 31		☺	23%	☺
	ROOF-CM 35		☺	23%	☺	
	ROOF-CM 40		☺	23%	☺	
	ROOF-CM 45		☺	23%	☺	
	ROOF-CM 50		324,68	23%	399,35	
	ROOF-CM 63		373,52	23%	459,43	
	ROOF-CM 71		373,52	23%	459,43	
	TLUMIKI		DŁUGOŚĆ			
	SIL-RO 31	L 10		317,01	23%	389,93
	SIL-RO 35	L 10		349,58	23%	429,98
	SIL-RO 40	L 10		375,44	23%	461,79
	SIL-RO 45	L 10		375,44	23%	461,79
	SIL-RO 50	L 10		401,30	23%	493,59
	SIL-RO 63	L 10		570,82	23%	702,11
SIL-RO 71	L 10		570,82	23%	702,11	

TYP	MODEL	MOC [kW]	CENA NETTO (EUR)	VAT	CENA BRUTTO (EUR)	
	WENTYLATORY DACHOWE	ROOF-AM 504 M	0.55	609,13	23%	749,23
		ROOF-AM 504 T	0.55	560,28	23%	689,15
		ROOF-AM 564 M	0.75	668,51	23%	822,27
		ROOF-AM 564 T	0.75	581,35	23%	715,06
		ROOF-AM 634 T	1.1	708,73	23%	871,74
		ROOF-AM 636 T	0.37	676,17	23%	831,69
		ROOF-AM 636 T	0.55	676,17	23%	831,69
		ROOF-AM 716 T	0.75	788,23	23%	969,52
		ROOF-AM 716 T	1.1	788,23	23%	969,52
		ROOF-AM 806 T	1.5	1 156,96	23%	1 423,06
		ROOF-AM 808 T	0.55	1 156,96	23%	1 423,06
		ROOF-AM 906 T	1.5	1 439,50	23%	1 770,58
		ROOF-AM 908 T	0.75	1 439,50	23%	1 770,58
		ROOF-AM 1006 T	2.2	1 605,19	23%	1 974,38
		ROOF-AM 1008 T	1.1	1 605,19	23%	1 974,38
		PRZEŁĄCZNIK SERWISOWY			145,58	23%
WERSJA PRZECIWWYBUCHOWA						
	WENTYLATORY DACHOWE	ROOF-AM 504 T	0.55	1 040,11	23%	1 279,34
		ROOF-AM 564 T	0.75	1 122,48	23%	1 380,65
		ROOF-AM 634 T	1.1	1 304,45	23%	1 604,48
		ROOF-AM 636 T	0.37	1 249,86	23%	1 537,33
		ROOF-AM 636 T	0.55	1 270,93	23%	1 563,25
		ROOF-AM 716 T	0.75	1 389,69	23%	1 709,32
		ROOF-AM 716 T	1.1	1 517,07	23%	1 866,00
		ROOF-AM 806 T	1.5	1 865,69	23%	2 294,80
		ROOF-AM 808 T	0.55	1 818,76	23%	2 237,08
		ROOF-AM 906 T	1.5	2 023,72	23%	2 489,18
		ROOF-AM 908 T	0.75	2 084,06	23%	2 563,39
		ROOF-AM 1006 T	2.2	2 212,40	23%	2 721,25
		ROOF-AM 1008 T	1.1	2 272,74	23%	2 795,47
			KRATKA WEWNĘTRZNA	PG 504		35,44
PG 564				40,23	23%	49,48
PG 634				47,89	23%	58,90
PG 636				47,89	23%	58,90
PG 716				55,55	23%	68,33
PG 806				67,04	23%	82,46
PG 808				67,04	23%	82,46
PG 906				88,11	23%	108,38
PG 908				88,11	23%	108,38
PG 1006				110,14	23%	135,47
PG 1008		110,14	23%	135,47		
	ŻALUZJE	SG 504		168,56	23%	207,33
		SG 564		168,56	23%	207,33
		SG 634		208,79	23%	256,81
		SG 636		208,79	23%	256,81
		SG 716		208,79	23%	256,81
		SG 806		255,72	23%	314,53
		SG 808		255,72	23%	314,53
		SG 906		322,76	23%	397,00
		SG 908		322,76	23%	397,00
		SG 1006		322,76	23%	397,00
SG 1008		322,76	23%	397,00		

TYP	MODEL	MOC [kW]	CENA NETTO (EUR)	VAT	CENA BRUTTO (EUR)
	RINGsr 312 A M 0,25 kW	0,25	372,95	23%	458,73
	RINGsr 312 A T 0,25 kW	0,25	339,04	23%	417,02
	RINGsr 314 A M 0,12 kW	0,12	363,47	23%	447,06
	RINGsr 314 A T 0,12 kW	0,12	330,42	23%	406,42
	RINGsr 352 A M 0,12 kW	0,12	406,66	23%	500,19
	RINGsr 352 A T 0,55 kW	0,55	369,69	23%	454,72
	RINGsr 354 A M 0,12 kW	0,12	370,84	23%	456,13
	RINGsr 354 A T 0,12 kW	0,12	337,13	23%	414,67
	RINGsr 354 B M 0,12 kW	0,12	370,84	23%	456,13
	RINGsr 354 B T 0,12 kW	0,12	337,13	23%	414,67
	RINGsr 402 A M 0,12 kW	0,12	470,92	23%	579,24
	RINGsr 402 A T 1,10 kW	1,1	428,11	23%	526,58
	RINGsr 404 A M 0,12 kW	0,12	379,27	23%	466,50
	RINGsr 404 A T 0,12 kW	0,12	344,79	23%	424,09
	RINGsr 404 B T 0,12 kW	0,12	387,70	23%	476,87
	RINGsr 404 B T 0,18 kW	0,18	352,45	23%	433,52
	RINGsr 454 A M 0,12 kW	0,12	412,98	23%	507,97
	RINGsr 454 A T 0,25 kW	0,25	375,44	23%	461,79
	RINGsr 454 B M 0,12 kW	0,12	422,46	23%	519,63
	RINGsr 454 B T 0,37 kW	0,37	384,06	23%	472,39
	RINGsr 504 A T 0,37 kW	0,37	409,92	23%	504,20
	RINGsr 504 B T 0,55 kW	0,55	420,45	23%	517,16
	RINGsr 506 A T 0,18 kW	0,18	408,96	23%	503,02
	RINGsr 508 A T 0,08 kW	0,08	482,71	23%	593,73
	RINGsr 564 A T 0,55 kW	0,55	448,23	23%	551,32
	RINGsr 564 B T 0,75 kW	0,75	459,72	23%	565,45
	RINGsr 566 A T 0,25 kW	0,25	446,31	23%	548,96
	RINGsr 568 A T 0,12 kW	0,12	534,42	23%	657,34
	RINGsr 634 A T 0,75 kW	0,75	489,41	23%	601,97
	RINGsr 634 B T 1,10 kW	1,1	539,21	23%	663,23
	RINGsr 634 C T 1,5 kW	1,5	753,75	23%	927,11
	RINGsr 636 A T 0,37 kW	0,37	504,73	23%	620,82
	RINGsr 636 B T 0,55 kW	0,55	685,75	23%	843,47
	RINGsr 638 A T 0,18 kW	0,18	577,52	23%	710,35
	RINGsr 714 A T 1,50 kW	1,5	620,62	23%	763,36
	RINGsr 714 B T 2,20 kW	2,2	657,97	23%	809,31
	RINGsr 714 C T 3 kW	3	811,21	23%	997,79
	RINGsr 716 A T 0,75 kW	0,75	591,89	23%	728,02
	RINGsr 716 B T 1,1 kW	1,1	800,68	23%	984,83
	RINGsr 718 A T 0,37 kW	0,37	634,03	23%	779,86
	RINGsr 804 A T 3,00 kW	3	900,28	23%	1 107,35
	RINGsr 804 B T 4,00 kW	4	986,48	23%	1 213,37
	RINGsr 804 C T 5,50 kW	5,5	1 102,37	23%	1 355,91
	RINGsr 806 A T 0,75 kW	0,75	767,16	23%	943,60
	RINGsr 806 B T 1,10 kW	1,1	835,16	23%	1 027,24
	RINGsr 806 C T 1,50 kW	1,5	880,17	23%	1 082,61
	RINGsr 808 A T 0,37 kW	0,37	800,68	23%	984,83
	RINGsr 808 B T 0,37kW	0,37	800,68	23%	984,83
	RINGsr 808 C T 0,55 kW	0,55	841,86	23%	1 035,49
	RINGsr 904 A T 5,50 kW	5,5	1 243,16	23%	1 529,08
	RINGsr 904 B T 7,50 kW	7,5	1 402,14	23%	1 724,64
	RINGsr 904 C T 7,50 kW	7,5	1 402,14	23%	1 724,64
	RINGsr 906 A T 1,50 kW	1,5	1 012,34	23%	1 245,18
	RINGsr 906 B T 2,20 kW	2,2	1 109,07	23%	1 364,16



WENTYLATORY Z
PIERŚCIENIEM
MOCUJĄCYM


TYP	MODEL	MOC [kW]	CENA NETTO (EUR)	VAT	CENA BRUTTO (EUR)	
	RINGsr 906 C T 2,20 kW	2.2	1 109,07	23%	1 364,16	
	RINGsr 908 A T 0,75 kW	0.75	1 006,59	23%	1 238,11	
	RINGsr 908 B T 0,75 kW	0.75	1 006,59	23%	1 238,11	
	RINGsr 908 C T 1,10 kW	1.1	1 109,07	23%	1 364,16	
	RINGsr 1004 A T 5,50 kW	5.5	1 329,35	23%	1 635,11	
	RINGsr 1004 B T 7,50 kW	7.5	1 487,38	23%	1 829,48	
	RINGsr 1004 C T 11,0 kW	11	1 716,29	23%	2 111,03	
	RINGsr 1006 A T 1,50 kW	1.5	1 098,54	23%	1 351,20	
	RINGsr 1006 B T 2,20 kW	2.2	1 197,19	23%	1 472,54	
	RINGsr 1006 C T 3,00 kW	3	1 287,21	23%	1 583,27	
	RINGsr 1008 A T 0,75 kW	0.75	1 092,79	23%	1 344,13	
	RINGsr 1008 B T 1,10 kW	1	1 197,19	23%	1 472,54	
	RINGsr 1008 C T 1,50 kW	1.5	1 269,97	23%	1 562,07	
	RINGsr 1126 A T 3,00 kW (*)	3	1 635,83	23%	2 012,08	
	RINGsr 1126 B T 4,00 kW (*)	4	1 766,09	23%	2 172,29	
	RINGsr 1126 C T 5,50 kW (*)	5.5	1 892,51	23%	2 327,79	
	RINGsr 1128 A T 1,50 kW (*)	1.5	1 624,34	23%	1 997,94	
	RINGsr 1128 B T 2,20 kW (*)	2.2	1 711,50	23%	2 105,14	
	RINGsr 1128 C T 2,20 kW (*)	2.2	1 711,50	23%	2 105,14	
	RINGsr 1256 A T 5,50 kW (*)	5.5	2 057,24	23%	2 530,41	
	RINGsr 1256 B T 7,50 kW (*)	7.5	2 121,41	23%	2 609,34	
	RINGsr 1256 C T 11,0 kW (*)	11	2 605,08	23%	3 204,24	
	RINGsr 1258 A T 2,20 kW (*)	2.2	1 867,61	23%	2 297,16	
	RINGsr 1258 B T 3,00 kW (*)	3	1 990,20	23%	2 447,95	
	RINGsr 1258 C T 4,00 kW (*)	4	2 142,48	23%	2 635,25	
	RINGdr 312 A M 0,25 kW			379,27	23%	466,50
	RINGdr 312 A T 0,25 kW			344,79	23%	424,09
	RINGdr 314 A M 0,12 kW			363,47	23%	447,06
	RINGdr 314 A T 0,12 kW			330,42	23%	406,42
	RINGdr 352 A M 0,12 kW			406,66	23%	500,19
	RINGdr 352 A T 0,55 kW			369,69	23%	454,72
	RINGdr 354 A M 0,12 kW			370,84	23%	456,13
	RINGdr 354 A T 0,12 kW			337,13	23%	414,67
	RINGdr 354 B M 0,12 kW			370,84	23%	456,13
	RINGdr 354 B T 0,12 kW			337,13	23%	414,67
	RINGdr 402 A M 0,12 kW			470,92	23%	579,24
	RINGdr 402 A T 1,10 kW			428,11	23%	526,58
	RINGdr 404 A M 0,12 kW			379,27	23%	466,50
	RINGdr 404 A T 0,12 kW			344,79	23%	424,09
	RINGdr 404 B T 0,12 kW			387,70	23%	476,87
	RINGdr 404 B T 0,18 kW			352,45	23%	433,52
	RINGdr 454 A M 0,12 kW			412,98	23%	507,97
	RINGdr 454 A T 0,25 kW			375,44	23%	461,79
	RINGdr 454 B M 0,12 kW			422,46	23%	519,63
	RINGdr 454 B T 0,37 kW			384,06	23%	472,39
	RINGdr 504 A T 0,37 kW			409,92	23%	504,20
	RINGdr 504 B T 0,55 kW			420,45	23%	517,16
	RINGdr 506 A T 0,18 kW			408,96	23%	503,02
	RINGdr 508 A T 0,08 kW			482,71	23%	593,73
	RINGdr 564 A T 0,55 kW			448,23	23%	551,32
RINGdr 564 B T 0,75 kW			459,72	23%	565,45	
RINGdr 566 A T 0,25 kW			446,31	23%	548,96	
RINGdr 568 A T 0,12 kW			534,42	23%	657,34	
RINGdr 634 A T 0,75 kW			489,41	23%	601,97	


WENTYLATORY Z
PIERŚCIENIEM
MOCUJĄCYM

TYP	MODEL	MOC [kW]	CENA NETTO (EUR)	VAT	CENA BRUTTO (EUR)
	RINGdr 634 B T 1,10 kW		539,21	23%	663,23
	RINGdr 634 C T 1,5 kW	1.5	753,75	23%	927,11
	RINGdr 636 A T 0,37 kW	0.37	504,73	23%	620,82
	RINGdr 636 B T 0,55 kW	0.55	685,75	23%	843,47
	RINGdr 638 A T 0,18 kW	0.18	577,52	23%	710,35
	RINGdr 714 A T 1,50 kW	1.5	620,62	23%	763,36
	RINGdr 714 B T 2,20 kW	2.2	657,97	23%	809,31
	RINGdr 714 C T 3 kW	3	811,21	23%	997,79
	RINGdr 716 A T 0,75 kW	0.75	591,89	23%	728,02
	RINGdr 716 B T 1,1 kW	1.1	800,68	23%	984,83
	RINGdr 718 A T 0,37 kW	0.37	634,03	23%	779,86
	RINGdr 804 A T 3,00 kW	3	900,28	23%	1 107,35
	RINGdr 804 B T 4,00 kW	4	986,48	23%	1 213,37
	RINGdr 804 C T 5,50 kW	5.5	1 102,37	23%	1 355,91
	RINGdr 806 A T 0,75 kW	0.75	767,16	23%	943,60
	RINGdr 806 B T 1,10 kW	1.1	835,16	23%	1 027,24
	RINGdr 806 C T 1,50 kW	1.5	880,17	23%	1 082,61
	RINGdr 808 A T 0,37 kW	0.37	800,68	23%	984,83
	RINGdr 808 B T 0,37kW	0.37	800,68	23%	984,83
	RINGdr 808 C T 0,55 kW	0.55	841,86	23%	1 035,49
	RINGdr 904 A T 5,50 kW	5.5	1 210,59	23%	1 489,03
	RINGdr 904 B T 7,50 kW	7.5	1 369,58	23%	1 684,58
	RINGdr 904 C T 7,50 kW	7.5	1 369,58	23%	1 684,58
	RINGdr 906 A T 1,50 kW	1.5	979,78	23%	1 205,13
	RINGdr 906 B T 2,20 kW	2.2	1 076,51	23%	1 324,11
	RINGdr 906 C T 2,20 kW	2.2	1 076,51	23%	1 324,11
	RINGdr 908 A T 0,75 kW	0.75	974,03	23%	1 198,06
	RINGdr 908 B T 0,75 kW	0.75	974,03	23%	1 198,06
	RINGdr 908 C T 1,10 kW	1.1	1 076,51	23%	1 324,11
	RINGdr 1004 A T 5,50 kW	5.5	1 296,79	23%	1 595,05
	RINGdr 1004 B T 7,50 kW	7.5	1 454,82	23%	1 789,43
	RINGdr 1004 C T 11,0 kW	11	1 683,72	23%	2 070,98
	RINGdr 1006 A T 1,50 kW	1.5	1 065,97	23%	1 311,15
	RINGdr 1006 B T 2,20 kW	2.2	1 164,62	23%	1 432,49
	RINGdr 1006 C T 3,00 kW	3	1 254,65	23%	1 543,22
	RINGdr 1008 A T 0,75 kW	0.75	1 060,23	23%	1 304,08
	RINGdr 1008 B T 1,10 kW	1	1 164,62	23%	1 432,49
	RINGdr 1008 C T 1,50 kW	1.5	1 237,41	23%	1 522,02
	RINGdr 1126 A T 3,00 kW (*)	3	1 603,27	23%	1 972,02
	RINGdr 1126 B T 4,00 kW (*)	4	1 733,52	23%	2 132,24
	RINGdr 1126 C T 5,50 kW (*)	5.5	1 860,91	23%	2 288,91
	RINGdr 1128 A T 1,50 kW (*)	1.5	1 591,78	23%	1 957,89
	RINGdr 1128 B T 2,20 kW (*)	2.2	1 679,89	23%	2 066,27
	RINGdr 1128 C T 2,20 kW (*)	2.2	1 679,89	23%	2 066,27
	RINGdr 1256 A T 5,50 kW (*)	5.5	2 024,68	23%	2 490,36
	RINGdr 1256 B T 7,50 kW (*)	7.5	2 089,81	23%	2 570,46
	RINGdr 1256 C T 11,0 kW (*)	11	2 572,51	23%	3 164,19
	RINGdr 1258 A T 2,20 kW (*)	2.2	1 835,05	23%	2 257,11
	RINGdr 1258 B T 3,00 kW (*)	3	1 957,64	23%	2 407,89
	RINGdr 1258 C T 4,00 kW (*)	4	2 109,92	23%	2 595,20



WENTYLATORY Z
PIERŚCIENIEM
MOCUJĄCYM

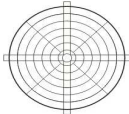
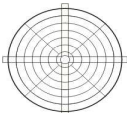

TYP	MODEL	MOC [kW]	CENA NETTO (EUR)	VAT	CENA BRUTTO (EUR)
WERSJA PRZECIWWYBUCHOWA					
 <p>WENTYLATORY Z PIERŚCIENIEM MOCUJĄCYM PRZECIW- WYBUCHOWE ATEX II 2G I 3G</p>	RINGsr 312 A T 0,25 kW	0.25	649,35	23%	798,70
	RINGsr 314 A T 0,12 kW	0.12	633,07	23%	778,68
	RINGsr 352 A T 0,55 kW	0.55	703,95	23%	865,85
	RINGsr 354 A T 0,12 kW	0.12	657,02	23%	808,13
	RINGsr 354 B T 0,12 kW	0.12	657,02	23%	808,13
	RINGsr 402 A T 1,10 kW	1.1	793,02	23%	975,41
	RINGsr 404 A T 0,12 kW	0.12	665,64	23%	818,73
	RINGsr 404 B T 0,18 kW	0.18	679,04	23%	835,22
	RINGsr 454 A T 0,25 kW	0.25	691,49	23%	850,54
	RINGsr 454 B T 0,37 kW	0.37	699,16	23%	859,96
	RINGsr 504 A T 0,37 kW	0.37	742,26	23%	912,97
	RINGsr 504 B T 0,55 kW	0.55	773,86	23%	951,85
	RINGsr 506 A T 0,18 kW	0.18	738,42	23%	908,26
	RINGsr 508 A T 0,08 kW	0.08	769,07	23%	945,96
	RINGsr 564 A T 0,55 kW	0.55	814,09	23%	1 001,33
	RINGsr 564 B T 0,75 kW	0.75	830,37	23%	1 021,35
	RINGsr 566 A T 0,25 kW	0.25	807,38	23%	993,08
	RINGsr 568 A T 0,12 kW	0.12	832,28	23%	1 023,71
	RINGsr 634 A T 0,75 kW	0.75	858,14	23%	1 055,52
	RINGsr 634 B T 1,10 kW	1.1	911,78	23%	1 121,49
	RINGsr 634 C T 1,5 kW	1.5	1 224,00	23%	1 505,52
	RINGsr 636 A T 0,37 kW	0.37	860,06	23%	1 057,87
	RINGsr 636 B T 0,55 kW	0.55	1 047,78	23%	1 288,77
	RINGsr 638 A T 0,18 kW	0.18	864,85	23%	1 063,76
	RINGsr 714 A T 1,50 kW	1.5	1 060,23	23%	1 304,08
	RINGsr 714 B T 2,20 kW	2.2	1 165,58	23%	1 433,66
	RINGsr 714 C T 3 kW	3	1 275,72	23%	1 569,14
	RINGsr 716 A T 0,75 kW	0.75	992,23	23%	1 220,44
	RINGsr 716 B T 1,1 kW	1.1	1 221,13	23%	1 501,99
	RINGsr 718 A T 0,37 kW	0.37	1 120,57	23%	1 378,30
	RINGsr 804 A T 3,00 kW	3	1 473,97	23%	1 812,99
	RINGsr 804 B T 4,00 kW	4	1 702,88	23%	2 094,54
	RINGsr 804 C T 5,50 kW	5.5	2 183,67	23%	2 685,91
	RINGsr 806 A T 0,75 kW	0.75	1 194,31	23%	1 469,00
	RINGsr 806 B T 1,10 kW	1.1	1 321,69	23%	1 625,68
	RINGsr 806 C T 1,50 kW	1.5	1 424,17	23%	1 751,73
	RINGsr 808 A T 0,37 kW	0.37	1 334,14	23%	1 641,00
	RINGsr 808 B T 0,37kW	0.37	1 334,14	23%	1 641,00
	RINGsr 808 C T 0,55 kW	0.55	1 380,12	23%	1 697,54
	RINGsr 904 A T 5,50 kW	5.5	2 288,06	23%	2 814,32
	RINGsr 904 B T 7,50 kW	7.5	2 522,71	23%	3 102,93
	RINGsr 904 C T 7,50 kW	7.5	2 522,71	23%	3 102,93
	RINGsr 906 A T 1,50 kW	1.5	1 591,78	23%	1 957,89
	RINGsr 906 B T 2,20 kW	2.2	1 726,82	23%	2 123,99
	RINGsr 906 C T 2,20 kW	2.2	1 726,82	23%	2 123,99
	RINGsr 908 A T 0,75 kW	0.75	1 651,16	23%	2 030,92
	RINGsr 908 B T 0,75 kW	0.75	1 651,16	23%	2 030,92
	RINGsr 908 C T 1,10 kW	1.1	1 781,41	23%	2 191,14



TYP	MODEL	MOC [kW]	CENA NETTO (EUR)	VAT	CENA BRUTTO (EUR)
 <p>WENTYLATORY Z PIERŚCIENIEM MOCUJĄCYM PRZECIW- WYBUCHOWE ATEX II 2G i 3G</p>	RINGsr 1004 A T 5,50 kW	5.5	☎	23%	☎
	RINGsr 1004 B T 7,50 kW	7.5	☎	23%	☎
	RINGsr 1004 C T 11,0 kW	11	☎	23%	☎
	RINGsr 1006 A T 1,50 kW	1.5	☎	23%	☎
	RINGsr 1006 B T 2,20 kW	2.2	☎	23%	☎
	RINGsr 1006 C T 3,00 kW	3	☎	23%	☎
	RINGsr 1008 A T 0,75 kW	0.75	☎	23%	☎
	RINGsr 1008 B T 1,10 kW	1	☎	23%	☎
	RINGsr 1008 C T 1,50 kW	1.5	☎	23%	☎
	RINGsr 1126 A T 3,00 kW (*)	3	☎	23%	☎
	RINGsr 1126 B T 4,00 kW (*)	4	☎	23%	☎
	RINGsr 1126 C T 5,50 kW (*)	5.5	☎	23%	☎
	RINGsr 1128 A T 1,50 kW (*)	1.5	☎	23%	☎
	RINGsr 1128 B T 2,20 kW (*)	2.2	☎	23%	☎
	RINGsr 1128 C T 2,20 kW (*)	2.2	☎	23%	☎
	RINGsr 1256 A T 5,50 kW (*)	5.5	☎	23%	☎
	RINGsr 1256 B T 7,50 kW (*)	7.5	☎	23%	☎
	RINGsr 1256 C T 11,0 kW (*)	11	☎	23%	☎
	RINGsr 1258 A T 2,20 kW (*)	2.2	☎	23%	☎
	RINGsr 1258 B T 3,00 kW (*)	3	☎	23%	☎
	RINGsr 1258 C T 4,00 kW (*)	4	☎	23%	☎
	RINGdr 312 A T 0,25 kW	0.25	649,35	23%	798,70
	RINGdr 314 A T 0,12 kW	0.12	633,07	23%	778,68
	RINGdr 352 A T 0,55 kW	0.55	703,95	23%	865,85
	RINGdr 354 A T 0,12 kW	0.12	657,02	23%	808,13
	RINGdr 354 B T 0,12 kW	0.12	657,02	23%	808,13
	RINGdr 402 A T 1,10 kW	1.1	793,02	23%	975,41
	RINGdr 404 A T 0,12 kW	0.12	665,64	23%	818,73
	RINGdr 404 B T 0,18 kW	0.18	679,04	23%	835,22
	RINGdr 454 A T 0,25 kW	0.25	691,49	23%	850,54
	RINGdr 454 B T 0,37 kW	0.37	699,16	23%	859,96
	RINGdr 504 A T 0,37 kW	0.37	742,26	23%	912,97
	RINGdr 504 B T 0,55 kW	0.55	773,86	23%	951,85
	RINGdr 506 A T 0,18 kW	0.18	738,42	23%	908,26
	RINGdr 508 A T 0,08 kW	0.08	769,07	23%	945,96
	RINGdr 564 A T 0,55 kW	0.55	814,09	23%	1 001,33
	RINGdr 564 B T 0,75 kW	0.75	830,37	23%	1 021,35
	RINGdr 566 A T 0,25 kW	0.25	807,38	23%	993,08
	RINGdr 568 A T 0,12 kW	0.12	832,28	23%	1 023,71
	RINGdr 634 A T 0,75 kW	0.75	858,14	23%	1 055,52
	RINGdr 634 B T 1,10 kW	1.1	911,78	23%	1 121,49
	RINGdr 634 C T 1,5 kW	1.5	1 224,00	23%	1 505,52
	RINGdr 636 A T 0,37 kW	0.37	860,06	23%	1 057,87
	RINGdr 636 B T 0,55 kW	0.55	1 047,78	23%	1 288,77
	RINGdr 638 A T 0,18 kW	0.18	864,85	23%	1 063,76








TYP	MODEL	MOC [kW]	CENA NETTO (EUR)	VAT	CENA BRUTTO (EUR)
	RINGdr 714 A T 1,50 kW	1.5	1 060,23	23%	1 304,08
	RINGdr 714 B T 2,20 kW	2.2	1 165,58	23%	1 433,66
	RINGdr 714 C T 3 kW	3	1 275,72	23%	1 569,14
	RINGdr 716 A T 0,75 kW	0.75	992,23	23%	1 220,44
	RINGdr 716 B T 1,1 kW	1.1	1 221,13	23%	1 501,99
	RINGdr 718 A T 0,37 kW	0.37	1 120,57	23%	1 378,30
	RINGdr 804 A T 3,00 kW	3	1 473,97	23%	1 812,99
	RINGdr 804 B T 4,00 kW	4	1 702,88	23%	2 094,54
	RINGdr 804 C T 5,50 kW	5.5	2 183,67	23%	2 685,91
	RINGdr 806 A T 0,75 kW	0.75	1 194,31	23%	1 469,00
	RINGdr 806 B T 1,10 kW	1.1	1 321,69	23%	1 625,68
	RINGdr 806 C T 1,50 kW	1.5	1 424,17	23%	1 751,73
	RINGdr 808 A T 0,37 kW	0.37	1 334,14	23%	1 641,00
	RINGdr 808 B T 0,37kW	0.37	1 334,14	23%	1 641,00
	RINGdr 808 C T 0,55 kW	0.55	1 380,12	23%	1 697,54
	RINGdr 904 A T 5,50 kW	5.5	2 255,50	23%	2 774,26
	RINGdr 904 B T 7,50 kW	7.5	2 490,15	23%	3 062,88
	RINGdr 904 C T 7,50 kW	7.5	2 490,15	23%	3 062,88
	RINGdr 906 A T 1,50 kW	1.5	1 559,21	23%	1 917,83
	RINGdr 906 B T 2,20 kW	2.2	1 694,26	23%	2 083,94
	RINGdr 906 C T 2,20 kW	2.2	1 694,26	23%	2 083,94
	RINGdr 908 A T 0,75 kW	0.75	1 618,59	23%	1 990,87
	RINGdr 908 B T 0,75 kW	0.75	1 618,59	23%	1 990,87
	RINGdr 908 C T 1,10 kW	1.1	1 748,85	23%	2 151,08
	RINGdr 1004 A T 5,50 kW	5.5	☞	23%	☞
	RINGdr 1004 B T 7,50 kW	7.5	☞	23%	☞
	RINGdr 1004 C T 11,0 kW	11	☞	23%	☞
	RINGdr 1006 A T 1,50 kW	1.5	☞	23%	☞
	RINGdr 1006 B T 2,20 kW	2.2	☞	23%	☞
	RINGdr 1006 C T 3,00 kW	3	☞	23%	☞
	RINGdr 1008 A T 0,75 kW	0.75	☞	23%	☞
	RINGdr 1008 B T 1,10 kW	1	☞	23%	☞
	RINGdr 1008 C T 1,50 kW	1.5	☞	23%	☞
	RINGdr 1126 A T 3,00 kW (*)	3	☞	23%	☞
	RINGdr 1126 B T 4,00 kW (*)	4	☞	23%	☞
	RINGdr 1126 C T 5,50 kW (*)	5.5	☞	23%	☞
	RINGdr 1128 A T 1,50 kW (*)	1.5	☞	23%	☞
	RINGdr 1128 B T 2,20 kW (*)	2.2	☞	23%	☞
	RINGdr 1128 C T 2,20 kW (*)	2.2	☞	23%	☞
	RINGdr 1256 A T 5,50 kW (*)	5.5	☞	23%	☞
	RINGdr 1256 B T 7,50 kW (*)	7.5	☞	23%	☞
	RINGdr 1256 C T 11,0 kW (*)	11	☞	23%	☞
	RINGdr 1258 A T 2,20 kW (*)	2.2	☞	23%	☞
	RINGdr 1258 B T 3,00 kW (*)	3	☞	23%	☞
	RINGdr 1258 C T 4,00 kW (*)	4	☞	23%	☞





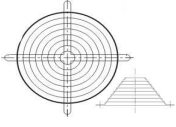
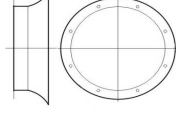
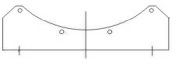
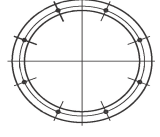
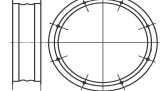
WENTYLATORY Z
PIERŚCIENIEM
MOCUJACYM
PRZECIW-
WYBUCHOWE
ATEX II 2G i 3G




TYP		MODEL	MOC [kW]	CENA NETTO (EUR)	VAT	CENA BRUTTO (EUR)
	KRATKI DO MODELI RING-sr	FP-G-sr 310 SAFETY GRID		31,61	23%	38,88
		FP-G-sr 350 SAFETY GRID		35,44	23%	43,59
		FP-G-sr 400 SAFETY GRID		35,44	23%	43,59
		FP-G-sr 450 SAFETY GRID		39,27	23%	48,30
		FP-G-sr 500 SAFETY GRID		41,18	23%	50,66
		FP-G-sr 560 SAFETY GRID		44,06	23%	54,19
		FP-G-sr 630 SAFETY GRID		47,89	23%	58,90
		FP-G-sr 710 SAFETY GRID		50,76	23%	62,44
		FP-G-sr 800 SAFETY GRID		69,92	23%	86,00
		FP-G-sr 900 SAFETY GRID		91,94	23%	113,09
		FP-G-sr 1000 SAFETY GRID		114,93	23%	141,36
		FP-G-sr 1120 SAFETY GRID		206,87	23%	254,45
		FP-G-sr 1250 SAFETY GRID		244,23	23%	300,40
			KRATKI DO MODELI RING-Dr	FP-G-dr 310 SAFETY GRID		20,11
FP-G-dr 350 SAFETY GRID				23,94	23%	29,45
FP-G-dr 400 SAFETY GRID				25,86	23%	31,81
FP-G-dr 450 SAFETY GRID				30,65	23%	37,70
FP-G-dr 500 SAFETY GRID				35,44	23%	43,59
FP-G-dr 560 SAFETY GRID				40,23	23%	49,48
FP-G-dr 630 SAFETY GRID				47,89	23%	58,90
FP-G-dr 710 SAFETY GRID				55,55	23%	68,33
FP-G-dr 800 SAFETY GRID				67,04	23%	82,46
FP-G-dr 900 SAFETY GRID				88,11	23%	108,38
FP-G-dr 1000 SAFETY GRID				110,14	23%	135,47
FP-G-dr 1120 SAFETY GRID				205,92	23%	253,28
FP-G-dr 1250 SAFETY GRID				243,27	23%	299,22
FP-G-dr 1120 SAFETY GRID				205,92	23%	253,28
FP-G-dr 1250 SAFETY GRID				243,27	23%	299,22
	ŁOPATKI WENTYLATORA			EXTRA ALU BLADES 310		62,25
		EXTRA ALU BLADES 350		62,25	23%	76,57
		EXTRA ALU BLADES 400		62,25	23%	76,57
		EXTRA ALU BLADES 450		62,25	23%	76,57
		EXTRA ALU BLADES 500		71,83	23%	88,35
		EXTRA ALU BLADES 560		71,83	23%	88,35
		EXTRA ALU BLADES 630		71,83	23%	88,35
		EXTRA ALU BLADES 710		71,83	23%	88,35
		EXTRA ALU BLADES 800		90,99	23%	111,91
		EXTRA ALU BLADES 900		106,31	23%	130,76
		EXTRA ALU BLADES 1000		123,55	23%	151,97


TYP	MODEL	MOC [kW]	CENA NETTO (EUR)	VAT	CENA BRUTTO (EUR)
 <p>WENTYLATORY Z PŁYTĄ MOCUJĄCĄ</p>	PLATE-M 254 M	0.04	203,04	23%	249,74
	PLATE-M 254 T	0.04	191,55	23%	235,61
	PLATE-M 314 M	0.09	206,87	23%	254,45
	PLATE-M 314 T	0.09	196,34	23%	241,50
	PLATE-M 354 M	0.12	226,99	23%	279,19
	PLATE-M 354 T	0.12	207,83	23%	255,63
	PLATE-M 404 M	0.18	238,48	23%	293,33
	PLATE-M 404 T	0.18	222,20	23%	273,30
	PLATE-M 454 M	0.25	280,62	23%	345,16
	PLATE-M 454 T	0.25	247,10	23%	303,93
	PLATE-M 504 M	0.55	362,99	23%	446,47
	PLATE-M 504 T	0.55	338,09	23%	415,84
	PLATE-M 506 T	0.18	317,97	23%	391,11
	PLATE-M 508 T	0.08	363,94	23%	447,65
	PLATE-M 564 M	0.75	402,25	23%	494,77
	PLATE-M 564 T	0.75	360,11	23%	442,94
	PLATE-M 566 T	0.25	344,79	23%	424,09
	PLATE-M 568 T	0.12	384,06	23%	472,39
	PLATE-M 634 M	0.75	476,00	23%	585,48
	PLATE-M 634 T	0.75	425,24	23%	523,05
	PLATE-M 636 T	0.37	414,71	23%	510,09
PLATE-M 638 T	0.18	469,30	23%	577,23	
PLATE-M 714 T	1.5	537,30	23%	660,88	
PLATE-M 716 T	0.75	479,83	23%	590,19	
PLATE-M 718 T	0.25	552,62	23%	679,72	
WERSJA PRZECIWWYBUCHOWA					
 <p>WENTYLATORY Z PŁYTĄ MOCUJĄCĄ PRZECIWWYBUCHOWE ATEX II 2G i 3G</p>	PLATE-M 254 T	0.04	510,48	23%	627,89
	PLATE-M 314 T	0.09	511,44	23%	629,07
	PLATE-M 354 T	0.12	527,72	23%	649,09
	PLATE-M 404 T	0.18	549,75	23%	676,19
	PLATE-M 454 T	0.25	573,69	23%	705,64
	PLATE-M 504 T	0.55	711,61	23%	875,28
	PLATE-M 506 T	0.18	680,00	23%	836,40
	PLATE-M 508 T	0.08	714,48	23%	878,81
	PLATE-M 564 T	0.75	744,17	23%	915,33
	PLATE-M 566 T	0.25	724,06	23%	890,59
	PLATE-M 568 T	0.12	754,71	23%	928,29
	PLATE-M 634 T	0.75	833,24	23%	1 024,89
	PLATE-M 636 T	0.37	802,59	23%	987,19
	PLATE-M 638 T	0.18	809,30	23%	995,44
	PLATE-M 714 T	1.5	1 012,34	23%	1 245,18
	PLATE-M 716 T	0.75	890,71	23%	1 095,57
	PLATE-M 718 T	0.37	1 005,64	23%	1 236,93


TYP	MODEL	MOC [kW]	CENA NETTO (EUR)	VAT	CENA BRUTTO (EUR)	
	WENTYLATORY Z PŁYTA MOCUJĄCA PŁASKIE	PLATE-S 314 M	0.15	235,61	23%	289,80
		PLATE-S 314 T	0.15	232,73	23%	286,26
		PLATE-S 354 M	0.15	235,61	23%	289,80
		PLATE-S 354 T	0.15	232,73	23%	286,26
		PLATE-S 404 M	0.18	247,10	23%	303,93
		PLATE-S 404 T	0.18	241,35	23%	296,86
		PLATE-S 454 M	0.25	282,54	23%	347,52
		PLATE-S 454 T	0.25	267,21	23%	328,67
		PLATE-S 504 M	0.35	348,62	23%	428,80
		PLATE-S 504 T	0.35	321,80	23%	395,82
		PLATE-S 506 T	0.18	321,80	23%	395,82
		PLATE-S 564 M	0.55	398,42	23%	490,06
		PLATE-S 564 T	0.55	390,76	23%	480,64
		PLATE-S 566 T	0.25	387,89	23%	477,10
		PLATE-S 634 T	0.9	440,56	23%	541,89
		PLATE-S 636 T	0.37	422,37	23%	519,51
		PLATE-S 714 T	1.1	521,02	23%	640,85
PLATE-S 716 T	0.55	488,45	23%	600,80		
PLATE-S 718 T	0.28	525,80	23%	646,74		
	ZALUZJA	SG 25 SHUTTER		32,56	23%	40,05
		SG 31 SHUTTER		32,56	23%	40,05
		SG 35 SHUTTER		39,27	23%	48,30
		SG 40 SHUTTER		50,76	23%	62,44
		SG 45 SHUTTER		50,76	23%	62,44
		SG 50 SHUTTER		60,34	23%	74,22
		SG 56 SHUTTER		68,96	23%	84,82
		SG 63 SHUTTER		74,70	23%	91,89
		SG 71 SHUTTER		83,32	23%	102,49
	DYSTANS	SP 31 SPACER		45,97	23%	56,55
		SP 35 SPACER		46,93	23%	57,72
		SP 40 SPACER		48,85	23%	60,08
		SP 45 SPACER		53,63	23%	65,97
		SP 50 SPACER		59,38	23%	73,04
		SP 56 SPACER		65,13	23%	80,11
		SP 63 SPACER		72,79	23%	89,53
		SP 71 SPACER		76,62	23%	94,24
	KRATKA OCHRONNA	PG-P 31 SAFE GUARD		31,61	23%	38,88
		PG-P 35 SAFE GUARD		35,44	23%	43,59
		PG-P 40 SAFE GUARD		35,44	23%	43,59
		PG-P 45 SAFE GUARD		39,27	23%	48,30
		PG-P 50 SAFE GUARD		41,18	23%	50,66
		PG-P 56 SAFE GUARD		44,06	23%	54,19
		PG-P 63 SAFE GUARD		47,89	23%	58,90
		PG-P 71 SAFE GUARD		50,76	23%	62,44
	ŁOPATKI WENTYLATORA DLA SERII "S"	EXTRA ALUMINUM BLADES 31		81,41	23%	100,13
		EXTRA ALUMINUM BLADES 35		85,24	23%	104,84
		EXTRA ALUMINUM BLADES 40		88,11	23%	108,38
		EXTRA ALUMINUM BLADES 45		90,03	23%	110,73
		EXTRA ALUMINUM BLADES 50		91,94	23%	113,09
		EXTRA ALUMINUM BLADES 56		93,86	23%	115,45
		EXTRA ALUMINUM BLADES 63		95,77	23%	117,80
EXTRA ALUMINUM BLADES 71		97,69	23%	120,16		
	ŁOPATKI WENTYLATORA DLA SERII "M"	EXTRA ALU BLADES 310		62,25	23%	76,57
		EXTRA ALU BLADES 350		62,25	23%	76,57
		EXTRA ALU BLADES 400		62,25	23%	76,57
		EXTRA ALU BLADES 450		62,25	23%	76,57
		EXTRA ALU BLADES 500		71,83	23%	88,35
		EXTRA ALU BLADES 560		71,83	23%	88,35
		EXTRA ALU BLADES 630		71,83	23%	88,35
		EXTRA ALU BLADES 710		71,83	23%	88,35
REGULATOR PRĘDKOŚCI	SRE M-4A			57,46	23%	70,68
	SRE M-7A			90,99	23%	111,91
	WENTYLATORY KANAŁOWE PŁASKIE	DUCT-S 314 M	0.15	313,18	23%	385,22
		DUCT-S 314 T	0.15	311,27	23%	382,86
		DUCT-S 354 M	0.15	316,06	23%	388,75
		DUCT-S 354 T	0.15	312,23	23%	384,04
		DUCT-S 404 M	0.18	321,80	23%	395,82
		DUCT-S 404 T	0.18	317,01	23%	389,93
		DUCT-S 454 M	0.25	362,03	23%	445,30
		DUCT-S 454 T	0.25	347,66	23%	427,63
		DUCT-S 504 M	0.35	398,42	23%	490,06
		DUCT-S 504 T	0.35	380,23	23%	467,68
		DUCT-S 506 T	0.18	384,06	23%	472,39
		DUCT-S 564 M	0.55	455,89	23%	560,74
		DUCT-S 564 T	0.55	446,31	23%	548,96
		DUCT-S 634 T	0.9	482,71	23%	593,73
		DUCT-S 636 T	0.37	493,24	23%	606,69
		DUCT-S 714 T	1.1	579,44	23%	712,71
		DUCT-S 716 T	0.55	539,21	23%	663,23
DUCT-S 718 T	0.28	579,44	23%	712,71		


TYP		MODEL	MOC [kW]	CENA NETTO (EUR)	VAT	CENA BRUTTO (EUR)
	WENTYLATORY PRZENOSNE	DUCT-SO 314 M	0.15	616,79	23%	758,65
		DUCT-SO 314 T	0.15	614,87	23%	756,30
		DUCT-SO 354 M	0.15	626,37	23%	770,43
		DUCT-SO 354 T	0.15	621,58	23%	764,54
		DUCT-SO 404 M	0.18	641,69	23%	789,28
		DUCT-SO 404 T	0.18	636,90	23%	783,39
		DUCT-SO 454 M	0.25	690,54	23%	849,36
		DUCT-SO 454 T	0.25	675,21	23%	830,51
		DUCT-SO 504 M	0.35	751,83	23%	924,75
		DUCT-SO 504 T	0.35	733,64	23%	902,37
		DUCT-SO 506 T	0.18	735,55	23%	904,73
		DUCT-SO 564 T	0.55	809,30	23%	995,44
		DUCT-SO 566 T	0.25	838,99	23%	1 031,95
		DUCT-SO 634 T	0.9	859,10	23%	1 056,69
		DUCT-SO 636 T	0.37	869,64	23%	1 069,65
		DUCT-SO 714 T	1.1	944,34	23%	1 161,54
		DUCT-SO 716 T	0.55	939,55	23%	1 155,65
		DUCT-SO 718 T	0.28	979,78	23%	1 205,13


TYP	MODEL	MOC [kW]	CENA NETTO (EUR)	VAT	CENA BRUTTO (EUR)
	ŁOPATKI WENTYLATORA	ALU BLADES 314	81,41	23%	100,13
		ALU BLADES 354	85,24	23%	104,84
		ALU BLADES 404	88,11	23%	108,38
		ALU BLADES 454	90,03	23%	110,73
		ALU BLADES 504	91,94	23%	113,09
		ALU BLADES 506	91,94	23%	113,09
		ALU BLADES 564	93,86	23%	115,45
		ALU BLADES 566	93,86	23%	115,45
		ALU BLADES 634	95,77	23%	117,80
		ALU BLADES 636	95,77	23%	117,80
		ALU BLADES 714	97,69	23%	120,16
		ALU BLADES 716	97,69	23%	120,16
		ALU BLADES 718	97,69	23%	120,16
	KRATKA OCHRONNA	FP 310	19,15	23%	23,56
		FP 350	20,11	23%	24,74
		FP 400	23,94	23%	29,45
		FP 450	26,82	23%	32,98
		FP 500	32,56	23%	40,05
		FP 560	38,31	23%	47,12
		FP 630	47,89	23%	58,90
		FP 710	55,55	23%	68,33
	STOŻEK WLOTOWY	IN 310	69,92	23%	86,00
		IN 350	70,87	23%	87,17
		IN 400	78,54	23%	96,60
		IN 450	82,37	23%	101,31
		IN 500	86,20	23%	106,02
		IN 560	88,11	23%	108,38
		IN 630	99,61	23%	122,52
		IN 710	126,42	23%	155,50
	STOPKA MONTAŻOWA	FF-DU 310	51,72	23%	63,61
		FP-DU 350	51,72	23%	63,61
		FF-DU 400	54,59	23%	67,15
		FF-DU 450	56,51	23%	69,50
		FF-DU 500	58,42	23%	71,86
		FF-DU 560	68,00	23%	83,64
		FF-DU 630	74,70	23%	91,89
		FF-DU 710	82,37	23%	101,31
	OBREZ DYSTANSOWA	CF 310	36,39	23%	44,77
		CF 350	38,31	23%	47,12
		CF 400	42,14	23%	51,83
		CF 450	45,01	23%	55,37
		CF 500	49,80	23%	61,26
		CF 560	54,59	23%	67,15
		CF 630	69,92	23%	86,00
		CF 710	74,70	23%	91,89
	ŁĄCZNIK ELASTYCZNY	FC-DU 310	98,65	23%	121,34
		FC-DU 350	108,23	23%	133,12
		FC-DU 400	114,93	23%	141,36
		FC-DU 450	123,55	23%	151,97
		FC-DU 500	136,00	23%	167,28
		FC-DU 560	153,24	23%	188,48
		FC-DU 630	181,01	23%	222,65
		FC-DU 710	201,13	23%	247,39


TYP	MODEL	MOC [kW]	CENA NETTO (EUR)	VAT	CENA BRUTTO (EUR)	
 TŁUMIKI BEZ GŁOWICY		DŁUGOŚĆ				
	SIL-DU 31	L 10	185,80	23%	228,54	
	SIL-DU 35	L 10	226,99	23%	279,19	
	SIL-DU 40	L 10	274,87	23%	338,09	
	SIL-DU 45	L 10	318,93	23%	392,28	
	SIL-DU 50	L 10	366,82	23%	451,19	
	SIL-DU 56	L 10	414,71	23%	510,09	
	SIL-DU 63	L 10	464,51	23%	571,34	
	SIL-DU 71	L 10	569,86	23%	700,93	
	SIL-DU 31	L 1,50	205,92	23%	253,28	
	SIL-DU 35	L 1,50	258,59	23%	318,07	
	SIL-DU 40	L 1,50	318,93	23%	392,28	
	SIL-DU 45	L 1,50	373,52	23%	459,43	
	SIL-DU 50	L 1,50	437,69	23%	538,36	
	SIL-DU 56	L 1,50	498,99	23%	613,75	
	SIL-DU 63	L 1,50	563,16	23%	692,68	
	SIL-DU 71	L 1,50	699,16	23%	859,96	
	SIL-DU 31	L 20	224,11	23%	275,66	
	SIL-DU 35	L 20	290,20	23%	356,94	
	SIL-DU 40	L 20	362,03	23%	445,30	
	SIL-DU 45	L 20	430,03	23%	528,94	
	SIL-DU 50	L 20	505,69	23%	622,00	
	SIL-DU 56	L 20	580,40	23%	713,89	
	SIL-DU 63	L 20	657,02	23%	808,13	
	SIL-DU 71	L 20	818,87	23%	1 007,22	
	 TŁUMIKI Z GŁOWICĄ		DŁUGOŚĆ			
		SIL-DU 31	L 10	290,20	23%	356,94
SIL-DU 35		L 10	352,45	23%	433,52	
SIL-DU 40		L 10	418,54	23%	514,80	
SIL-DU 45		L 10	483,66	23%	594,91	
SIL-DU 50		L 10	552,62	23%	679,72	
SIL-DU 56		L 10	623,49	23%	766,90	
SIL-DU 63		L 10	696,28	23%	856,43	
SIL-DU 71		L 10	847,61	23%	1 042,56	
SIL-DU 31		L 1,50	311,27	23%	382,86	
SIL-DU 35		L 1,50	388,85	23%	478,28	
SIL-DU 40		L 1,50	473,13	23%	581,95	
SIL-DU 45		L 1,50	553,58	23%	680,90	
SIL-DU 50		L 1,50	643,61	23%	791,64	
SIL-DU 56		L 1,50	734,59	23%	903,55	
SIL-DU 63		L 1,50	823,66	23%	1 013,11	
SIL-DU 71		L 1,50	1 015,21	23%	1 248,71	
SIL-DU 31		L 20	335,21	23%	412,31	
SIL-DU 35		L 20	429,07	23%	527,76	
SIL-DU 40		L 20	530,59	23%	652,63	
SIL-DU 45		L 20	624,45	23%	768,08	
SIL-DU 50		L 20	732,68	23%	901,19	
SIL-DU 56		L 20	840,90	23%	1 034,31	
SIL-DU 63		L 20	947,21	23%	1 165,07	
SIL-DU 71		L 20	1 177,07	23%	1 447,80	
 PODPORA ANTY-WSTRZĄSOWA		AV 20 (10 - 20 Kg)		17,24	23%	21,20
		AV 30 (21 - 50 Kg)		18,20	23%	22,38



TYP	MODEL	MOC [kW]	CENA NETTO (EUR)	VAT	CENA BRUTTO (EUR)	
	WENTYLATORY KANAŁOWE	DUCT-M 312 A M	0.25	287,61	23%	353,76
		DUCT-M 312 A T	0.25	261,47	23%	321,60
		DUCT-M 314 A M	0.12	281,29	23%	345,99
		DUCT-M 314 A T	0.12	255,72	23%	314,53
		DUCT-M 352 A M	0.55	330,81	23%	406,89
		DUCT-M 352 A T	0.55	300,73	23%	369,90
		DUCT-M 354 A M	0.12	296,04	23%	364,13
		DUCT-M 354 A T	0.12	269,13	23%	331,03
		DUCT-M 354 B M	0.12	296,04	23%	364,13
		DUCT-M 354 B T	0.12	269,13	23%	331,03
		DUCT-M 402 A M	1.1	386,64	23%	475,57
		DUCT-M 402 A T	1.1	351,49	23%	432,34
		DUCT-M 404 A M	0.12	298,15	23%	366,72
		DUCT-M 404 A T	0.12	271,04	23%	333,38
		DUCT-M 404 B M	0.18	306,58	23%	377,09
		DUCT-M 404 B T	0.18	278,70	23%	342,81
		DUCT-M 454 A M	0.25	330,81	23%	406,89
		DUCT-M 454 A T	0.25	300,73	23%	369,90
		DUCT-M 454 B T	0.37	308,40	23%	379,33
		DUCT-M 504 A T	0.37	354,37	23%	435,87
		DUCT-M 504 B T	0.55	365,86	23%	450,01
		DUCT-M 506 A T	0.18	354,37	23%	435,87
		DUCT-M 508 A T	0.08	414,71	23%	510,09
		DUCT-M 564 A T	0.55	387,89	23%	477,10
		DUCT-M 564 B T	0.75	393,63	23%	484,17
		DUCT-M 566 A T	0.25	393,63	23%	484,17
		DUCT-M 568 A T	0.12	453,97	23%	558,39
		DUCT-M 634 A T	0.75	427,16	23%	525,40
		DUCT-M 634 B T	1.1	453,97	23%	558,39
		DUCT-M 634 C T	2.2	636,90	23%	783,39
		DUCT-M 636 A T	0.37	433,86	23%	533,65
		DUCT-M 636 B T	0.75	562,20	23%	691,50



TYP	MODEL	MOC [kW]	CENA NETTO (EUR)	VAT	CENA BRUTTO (EUR)
 <p>WENTYLATORY KANALOWE</p>	DUCT-M 638 A T	0.18	488,45	23%	600,80
	DUCT-M 714 A T	1.5	544,00	23%	669,12
	DUCT-M 714 B T	2.2	593,80	23%	730,38
	DUCT-M 714 C T	2.2	665,64	23%	818,73
	DUCT-M 716 A T	0.75	515,27	23%	633,78
	DUCT-M 716 B T	1.1	617,75	23%	759,83
	DUCT-M 718 A T	0.37	559,33	23%	687,97
	DUCT-M 804 A T	3	799,72	23%	983,66
	DUCT-M 804 B T	4	886,88	23%	1 090,86
	DUCT-M 804 C T	5.5	983,61	23%	1 209,84
	DUCT-M 806 A T	0.75	679,04	23%	835,22
	DUCT-M 806 B T	1.1	746,09	23%	917,69
	DUCT-M 806 C T	1.5	787,27	23%	968,34
	DUCT-M 808 A T	0.37	756,62	23%	930,64
	DUCT-M 808 B T	0.37	756,62	23%	930,64
	DUCT-M 808 C T	0.55	793,02	23%	975,41
	DUCT-M 904 A T	5.5	1 127,27	23%	1 386,54
	DUCT-M 904 B T	7.5	1 217,30	23%	1 497,28
	DUCT-M 904 C T	7.5	1 217,30	23%	1 497,28
	DUCT-M 906 A T	1.5	906,99	23%	1 115,59
	DUCT-M 906 B T	2.2	1 008,51	23%	1 240,47
	DUCT-M 906 C T	2.2	1 008,51	23%	1 240,47
	DUCT-M 908 A T	0.75	902,20	23%	1 109,70
	DUCT-M 908 B T	0.75	902,20	23%	1 109,70
	DUCT-M 908 C T	1.1	1 008,51	23%	1 240,47
	DUCT-M 1004 A T	5.5	1 238,37	23%	1 523,19
	DUCT-M 1004 B T	7.5	1 332,23	23%	1 638,64
	DUCT-M 1004 C T	11	1 557,30	23%	1 915,48
	DUCT-M 1006 A T	1.5	1 006,59	23%	1 238,11
	DUCT-M 1006 B T	2.2	1 105,24	23%	1 359,45
	DUCT-M 1006 C T	3	1 196,23	23%	1 471,36
	DUCT-M 1008 A T	0.75	999,89	23%	1 229,86
	DUCT-M 1008 B T	1	1 105,24	23%	1 359,45
	DUCT-M 1008 C T	1.5	1 180,90	23%	1 452,51
	DUCT-M 1126 AT (*)	3	1 487,38	23%	1 829,48
	DUCT-M 1126 BT (*)	4	1 620,51	23%	1 993,23
	DUCT-M 1126 CT (*)	5.5	1 810,14	23%	2 226,48
	DUCT-M 1128 AT (*)	1.5	1 471,10	23%	1 809,45
	DUCT-M 1128 BT (*)	2.2	1 616,68	23%	1 988,52
	DUCT-M 1128 CT (*)	2.2	1 616,68	23%	1 988,52
	DUCT-M 1256 AT (*)	5.5	1 879,10	23%	2 311,30
	DUCT-M 1256 BT (*)	7.5	2 012,23	23%	2 475,04
	DUCT-M 1256 CT (*)	11	2 438,43	23%	2 999,27
	DUCT-M 1258 AT (*)	2.2	1 686,60	23%	2 074,51
	DUCT-M 1258 BT (*)	3	1 812,06	23%	2 228,83
DUCT-M 1258 CT (*)	4	1 968,17	23%	2 420,85	

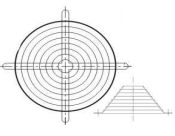
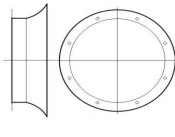
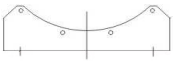
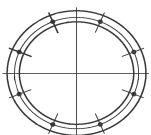
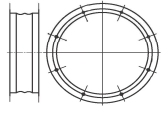
TYP	MODEL	MOC [kW]	CENA NETTO (EUR)	VAT	CENA BRUTTO (EUR)
 <p>WENTYLATORY KANAŁOWE DŁUGIE, BEZ DRZWICZEK INSPEKCYJNYCH</p>	DUCT-M 312 A M	0.25	337,13	23%	414,67
	DUCT-M 312 A T	0.25	306,48	23%	376,97
	DUCT-M 314 A M	0.12	330,81	23%	406,89
	DUCT-M 314 A T	0.12	300,73	23%	369,90
	DUCT-M 352 A M	0.55	382,43	23%	470,39
	DUCT-M 352 A T	0.55	347,66	23%	427,63
	DUCT-M 354 A M	0.12	347,66	23%	427,63
	DUCT-M 354 A T	0.12	316,06	23%	388,75
	DUCT-M 354 B M	0.12	347,66	23%	427,63
	DUCT-M 354 B T	0.12	316,06	23%	388,75
	DUCT-M 402 A M	1.1	438,27	23%	539,07
	DUCT-M 402 A T	1.1	398,42	23%	490,06
	DUCT-M 404 A M	0.12	349,77	23%	430,22
	DUCT-M 404 A T	0.12	317,97	23%	391,11
	DUCT-M 404 B M	0.18	358,20	23%	440,58
	DUCT-M 404 B T	0.18	325,63	23%	400,53
	DUCT-M 454 A M	0.25	384,54	23%	472,98
	DUCT-M 454 A T	0.25	349,58	23%	429,98
	DUCT-M 454 B T	0.37	357,24	23%	439,41
	DUCT-M 504 A T	0.37	408,00	23%	501,84
	DUCT-M 504 B T	0.55	419,49	23%	515,98
	DUCT-M 506 A T	0.18	408,00	23%	501,84
	DUCT-M 508 A T	0.08	468,34	23%	576,06
	DUCT-M 564 A T	0.55	446,31	23%	548,96
	DUCT-M 564 B T	0.75	452,06	23%	556,03
	DUCT-M 566 A T	0.25	452,06	23%	556,03
	DUCT-M 568 A T	0.12	512,40	23%	630,25
	DUCT-M 634 A T	0.75	490,37	23%	603,15
	DUCT-M 634 B T	1.1	517,18	23%	636,14
	DUCT-M 634 C T	2.2	700,11	23%	861,14
	DUCT-M 636 A T	0.37	497,07	23%	611,40
	DUCT-M 636 B T	0.75	625,41	23%	769,25
	DUCT-M 638 A T	0.18	551,66	23%	678,55
	DUCT-M 714 A T	1.5	630,20	23%	775,14
	DUCT-M 714 B T	2.2	680,00	23%	836,40
	DUCT-M 714 C T	2.2	751,83	23%	924,75
	DUCT-M 716 A T	0.75	601,47	23%	739,80
	DUCT-M 716 B T	1.1	703,95	23%	865,85


TYP	MODEL	MOC [kW]	CENA NETTO (EUR)	VAT	CENA BRUTTO (EUR)
 <p>WENTYLATORY KANAŁOWE Z DŁUGĄ OBUDOWĄ, BEZ DRZWICZEK INSPEKCYJNYCH</p>	DUCT-M 718 A T	0.37	645,52	23%	793,99
	DUCT-M 804 A T	3	912,73	23%	1 122,66
	DUCT-M 804 B T	4	999,89	23%	1 229,86
	DUCT-M 804 C T	5.5	1 096,62	23%	1 348,85
	DUCT-M 806 A T	0.75	792,06	23%	974,23
	DUCT-M 806 B T	1.1	859,10	23%	1 056,69
	DUCT-M 806 C T	1.5	900,28	23%	1 107,35
	DUCT-M 808 A T	0.37	869,64	23%	1 069,65
	DUCT-M 808 B T	0.37	869,64	23%	1 069,65
	DUCT-M 808 C T	0.55	906,03	23%	1 114,42
	DUCT-M 904 A T	5.5	1 284,34	23%	1 579,74
	DUCT-M 904 B T	7.5	1 374,37	23%	1 690,47
	DUCT-M 904 C T	7.5	1 374,37	23%	1 690,47
	DUCT-M 906 A T	1.5	1 064,06	23%	1 308,79
	DUCT-M 906 B T	2.2	1 165,58	23%	1 433,66
	DUCT-M 906 C T	2.2	1 165,58	23%	1 433,66
	DUCT-M 908 A T	0.75	1 059,27	23%	1 302,90
	DUCT-M 908 B T	0.75	1 059,27	23%	1 302,90
	DUCT-M 908 C T	1.1	1 165,58	23%	1 433,66
	DUCT-M 1004 A T	5.5	1 418,43	23%	1 744,66
	DUCT-M 1004 B T	7.5	1 512,28	23%	1 860,11
	DUCT-M 1004 C T	11	1 737,36	23%	2 136,95
	DUCT-M 1006 A T	1.5	1 186,65	23%	1 459,58
	DUCT-M 1006 B T	2.2	1 285,30	23%	1 580,92
	DUCT-M 1006 C T	3	1 376,28	23%	1 692,83
	DUCT-M 1008 A T	0.75	1 179,95	23%	1 451,33
	DUCT-M 1008 B T	1	1 285,30	23%	1 580,92
	DUCT-M 1008 C T	1.5	1 360,96	23%	1 673,98
	DUCT-M 1126 AT (*)	3	1 733,52	23%	2 132,24
	DUCT-M 1126 BT (*)	4	1 866,65	23%	2 295,98
	DUCT-M 1126 CT (*)	5.5	2 056,29	23%	2 529,23
	DUCT-M 1128 AT (*)	1.5	1 717,24	23%	2 112,21
	DUCT-M 1128 BT (*)	2.2	1 862,82	23%	2 291,27
	DUCT-M 1128 CT (*)	2.2	1 862,82	23%	2 291,27
	DUCT-M 1256 AT (*)	5.5	2 148,23	23%	2 642,32
	DUCT-M 1256 BT (*)	7.5	2 281,36	23%	2 806,07
	DUCT-M 1256 CT (*)	11	2 707,55	23%	3 330,29
	DUCT-M 1258 AT (*)	2.2	1 955,72	23%	2 405,54
	DUCT-M 1258 BT (*)	3	2 081,19	23%	2 559,86
	DUCT-M 1258 CT (*)	4	2 237,30	23%	2 751,88



TYP	MODEL	MOC [kW]	CENA NETTO (EUR)	VAT	CENA BRUTTO (EUR)
WERSJA PRZECIWWYBUCHOWA					
 <p>WENTYLATORY KANAŁOWE PRZECIW- WYBUCHOWE ATEX II 2G i 3G</p>	DUCT-M 314 A T	0.12	590,93	23%	726,84
	DUCT-M 354 A T	0.12	610,09	23%	750,41
	DUCT-M 354 B T	0.12	610,09	23%	750,41
	DUCT-M 404 A T	0.12	602,42	23%	740,98
	DUCT-M 404 B T	0.18	617,75	23%	759,83
	DUCT-M 454 A T	0.25	643,61	23%	791,64
	DUCT-M 454 B T	0.37	654,14	23%	804,59
	DUCT-M 504 A T	0.37	705,86	23%	868,21
	DUCT-M 504 B T	0.55	735,55	23%	904,73
	DUCT-M 506 A T	0.18	694,37	23%	854,07
	DUCT-M 508 A T	0.08	732,68	23%	901,19
	DUCT-M 564 A T	0.55	762,37	23%	937,71
	DUCT-M 564 B T	0.75	781,52	23%	961,27
	DUCT-M 566 A T	0.25	769,07	23%	945,96
	DUCT-M 568 A T	0.12	789,18	23%	970,70
	DUCT-M 634 A T	0.75	815,04	23%	1 002,50
	DUCT-M 634 B T	1.1	861,97	23%	1 060,23
	DUCT-M 634 C T	2.2	1 199,10	23%	1 474,89
	DUCT-M 636 A T	0.37	827,49	23%	1 017,82
	DUCT-M 636 B T	0.75	1 016,17	23%	1 249,89
	DUCT-M 638 A T	0.18	830,37	23%	1 021,35
	DUCT-M 714 A T	1.5	1 008,51	23%	1 240,47
	DUCT-M 714 B T	2.2	1 123,44	23%	1 381,83
	DUCT-M 714 C T	2.2	1 390,65	23%	1 710,50
	DUCT-M 716 A T	0.75	935,72	23%	1 150,94
	DUCT-M 716 B T	1.1	1 182,82	23%	1 454,87
	DUCT-M 718 A T	0.37	1 056,40	23%	1 299,37
	DUCT-M 804 A T	3	1 458,65	23%	1 794,14
	DUCT-M 804 B T	4	1 687,55	23%	2 075,69
	DUCT-M 804 C T	5.5	1 976,79	23%	2 431,46
	DUCT-M 806 A T	0.75	1 174,20	23%	1 444,27
	DUCT-M 806 B T	1.1	1 303,50	23%	1 603,30
	DUCT-M 806 C T	1.5	1 414,59	23%	1 739,95
	DUCT-M 808 A T	0.37	1 314,99	23%	1 617,44
	DUCT-M 808 B T	0.37	1 314,99	23%	1 617,44
	DUCT-M 808 C T	0.55	1 360,96	23%	1 673,98
	DUCT-M 904 A T	5.5	2 097,47	23%	2 579,89
	DUCT-M 904 B T	7.5	2 318,71	23%	2 852,01
	DUCT-M 904 C T	7.5	2 318,71	23%	2 852,01
	DUCT-M 906 A T	1.5	1 478,76	23%	1 818,88
DUCT-M 906 B T	2.2	1 614,76	23%	1 986,16	
DUCT-M 906 C T	2.2	1 614,76	23%	1 986,16	
DUCT-M 908 A T	0.75	1 540,06	23%	1 894,27	
DUCT-M 908 B T	0.75	1 540,06	23%	1 894,27	
DUCT-M 908 C T	1.1	1 677,98	23%	2 063,91	




TYP	MODEL	MOC [kW]	CENA NETTO (EUR)	VAT	CENA BRUTTO (EUR)
 <p>WENTYLATORY KANAŁOWE PRZECIW-WYBUCHOWE ATEX II 2G i 3G</p>	DUCT-M 1004 A T	5.5	☎	23%	☎
	DUCT-M 1004 B T	7.5	☎	23%	☎
	DUCT-M 1004 C T	11	☎	23%	☎
	DUCT-M 1006 A T	1.5	☎	23%	☎
	DUCT-M 1006 B T	2.2	☎	23%	☎
	DUCT-M 1006 C T	3	☎	23%	☎
	DUCT-M 1008 A T	0.75	☎	23%	☎
	DUCT-M 1008 B T	1	☎	23%	☎
	DUCT-M 1008 C T	1.5	☎	23%	☎
	DUCT-M 1126 AT (*)	3	☎	23%	☎
	DUCT-M 1126 BT (*)	4	☎	23%	☎
	DUCT-M 1126 CT (*)	5.5	☎	23%	☎
	DUCT-M 1128 AT (*)	1.5	☎	23%	☎
	DUCT-M 1128 BT (*)	2.2	☎	23%	☎
	DUCT-M 1128 CT (*)	2.2	☎	23%	☎
	DUCT-M 1256 AT (*)	5.5	☎	23%	☎
	DUCT-M 1256 BT (*)	7.5	☎	23%	☎
	DUCT-M 1256 CT (*)	11	☎	23%	☎
	DUCT-M 1258 AT (*)	2.2	☎	23%	☎
	DUCT-M 1258 BT (*)	3	☎	23%	☎
DUCT-M 1258 CT (*)	4	☎	23%	☎	
 <p>WENTYLATORY KANAŁOWE Z DŁUGĄ OBUDOWĄ, PRZECIW-WYBUCHOWE, BEZ DRZWICZEK INSPEKCYJNYCH ATEX II 2G i 3G</p>	DUCT-M 314 A T	0.12	635,94	23%	782,21
	DUCT-M 354 A T	0.12	657,02	23%	808,13
	DUCT-M 354 B T	0.12	657,02	23%	808,13
	DUCT-M 404 A T	0.12	649,35	23%	798,70
	DUCT-M 404 B T	0.18	664,68	23%	817,55
	DUCT-M 454 A T	0.25	692,45	23%	851,72
	DUCT-M 454 B T	0.37	702,99	23%	864,67
	DUCT-M 504 A T	0.37	759,49	23%	934,18
	DUCT-M 504 B T	0.55	789,18	23%	970,70
	DUCT-M 506 A T	0.18	748,00	23%	920,04
	DUCT-M 508 A T	0.08	786,31	23%	967,16
	DUCT-M 564 A T	0.55	820,79	23%	1 009,57
	DUCT-M 564 B T	0.75	839,95	23%	1 033,13
	DUCT-M 566 A T	0.25	827,49	23%	1 017,82
	DUCT-M 568 A T	0.12	847,61	23%	1 042,56
	DUCT-M 634 A T	0.75	878,26	23%	1 080,25
	DUCT-M 634 B T	1.1	925,19	23%	1 137,98
	DUCT-M 634 C T	2.2	1 262,31	23%	1 552,64
	DUCT-M 636 A T	0.37	890,71	23%	1 095,57
	DUCT-M 636 B T	0.75	1 079,38	23%	1 327,64

TYP	MODEL	MOC [kW]	CENA NETTO (EUR)	VAT	CENA BRUTTO (EUR)
 <p>WENTYLATORY KANAŁOWE DŁGIE PRZECIWWYBUCHOWE, BEZ DRZWICZEK INSPEKCYJNYCH ATEX II 2G i 3G</p>	DUCT-M 638 A T	0.18	893,58	23%	1 099,10
	DUCT-M 714 A T	1.5	1 094,71	23%	1 346,49
	DUCT-M 714 B T	2.2	1 209,64	23%	1 487,85
	DUCT-M 714 C T	2.2	1 476,85	23%	1 816,52
	DUCT-M 716 A T	0.75	1 021,92	23%	1 256,96
	DUCT-M 716 B T	1.1	1 269,02	23%	1 560,89
	DUCT-M 718 A T	0.37	1 142,59	23%	1 405,39
	DUCT-M 804 A T	3	1 571,67	23%	1 933,15
	DUCT-M 804 B T	4	1 800,57	23%	2 214,70
	DUCT-M 804 C T	5.5	2 089,81	23%	2 570,46
	DUCT-M 806 A T	0.75	1 287,21	23%	1 583,27
	DUCT-M 806 B T	1.1	1 416,51	23%	1 742,31
	DUCT-M 806 C T	1.5	1 527,61	23%	1 878,96
	DUCT-M 808 A T	0.37	1 428,00	23%	1 756,44
	DUCT-M 808 B T	0.37	1 428,00	23%	1 756,44
	DUCT-M 808 C T	0.55	1 473,97	23%	1 812,99
	DUCT-M 904 A T	5.5	2 254,54	23%	2 773,08
	DUCT-M 904 B T	7.5	2 475,78	23%	3 045,21
	DUCT-M 904 C T	7.5	2 475,78	23%	3 045,21
	DUCT-M 906 A T	1.5	1 635,83	23%	2 012,08
	DUCT-M 906 B T	2.2	1 771,83	23%	2 179,36
	DUCT-M 906 C T	2.2	1 771,83	23%	2 179,36
	DUCT-M 908 A T	0.75	1 697,13	23%	2 087,47
	DUCT-M 908 B T	0.75	1 697,13	23%	2 087,47
	DUCT-M 908 C T	1.1	1 835,05	23%	2 257,11
	DUCT-M 1004 A T	5.5	☞	23%	☞
	DUCT-M 1004 B T	7.5	☞	23%	☞
	DUCT-M 1004 C T	11	☞	23%	☞
	DUCT-M 1006 A T	1.5	☞	23%	☞
	DUCT-M 1006 B T	2.2	☞	23%	☞
	DUCT-M 1006 C T	3	☞	23%	☞
	DUCT-M 1008 A T	0.75	☞	23%	☞
	DUCT-M 1008 B T	1	☞	23%	☞
	DUCT-M 1008 C T	1.5	☞	23%	☞
	DUCT-M 1126 AT (*)	3	☞	23%	☞
	DUCT-M 1126 BT (*)	4	☞	23%	☞
	DUCT-M 1126 CT (*)	5.5	☞	23%	☞
	DUCT-M 1128 AT (*)	1.5	☞	23%	☞
	DUCT-M 1128 BT (*)	2.2	☞	23%	☞
	DUCT-M 1128 CT (*)	2.2	☞	23%	☞
	DUCT-M 1256 AT (*)	5.5	☞	23%	☞
	DUCT-M 1256 BT (*)	7.5	☞	23%	☞
DUCT-M 1256 CT (*)	11	☞	23%	☞	
DUCT-M 1258 AT (*)	2.2	☞	23%	☞	
DUCT-M 1258 BT (*)	3	☞	23%	☞	
DUCT-M 1258 CT (*)	4	☞	23%	☞	
 <p>ŁOPATKI WENTYLATORA</p>	ALU BLADES 312 / 314		62,25	23%	76,57
	ALU BLADES 352 / 354		62,25	23%	76,57
	ALU BLADES 402 / 404		62,25	23%	76,57
	ALU BLADES 454		90,03	23%	110,73
	ALU BLADES 504 / 508		71,83	23%	88,35
	ALU BLADES 564 568		71,83	23%	88,35
	ALU BLADES 634 / 638		71,83	23%	88,35
	ALU BLADES 714 / 718		71,83	23%	88,35
	ALU BLADES 804 / 808		90,99	23%	111,91
	ALU BLADES 904 / 908		106,31	23%	130,76
	ALU BLADES 1004 / 1008		123,55	23%	151,97
	ALU BLADES 1126 / 1128		☞	23%	☞
	ALU BLADES 1256 / 1258		☞	23%	☞

TYP	MODEL	MOC [kW]	CENA NETTO (EUR)	VAT	CENA BRUTTO (EUR)
	FP 310		19,15	23%	23,56
	FP 350		20,11	23%	24,74
	FP 400		23,94	23%	29,45
	FP 450		26,82	23%	32,98
	FP 500		32,56	23%	40,05
	FP 560		38,31	23%	47,12
	FP 630		47,89	23%	58,90
	FP 710		55,55	23%	68,33
	FP 800		67,04	23%	82,46
	FP 900		88,11	23%	108,38
	FP 1000		110,14	23%	135,47
	FP 1120		205,92	23%	253,28
	FP 1250		243,27	23%	299,22
		IN 310		69,92	23%
IN 350			70,87	23%	87,17
IN 400			78,54	23%	96,60
IN 450			82,37	23%	101,31
IN 500			86,20	23%	106,02
IN 560			88,11	23%	108,38
IN 630			99,61	23%	122,52
IN 710			126,42	23%	155,50
IN 800			139,83	23%	171,99
IN 900			167,61	23%	206,16
IN 1000			186,76	23%	229,72
IN 1120			308,40	23%	379,33
IN 1250			340,96	23%	419,38
		FF-DU 310		51,72	23%
	FF-DU 350		51,72	23%	63,61
	FF-DU 400		54,59	23%	67,15
	FF-DU 450		56,51	23%	69,50
	FF-DU 500		58,42	23%	71,86
	FF-DU 560		68,00	23%	83,64
	FF-DU 630		74,70	23%	91,89
	FF-DU 710		82,37	23%	101,31
	FF-DU 800		92,90	23%	114,27
	FF-DU 900		98,65	23%	121,34
	FF-DU 1000		107,27	23%	131,94
	FF-DU 1120		125,47	23%	154,32
	FF-DU 1250		144,62	23%	177,88
		CF 310		36,39	23%
CF 350			38,31	23%	47,12
CF 400			42,14	23%	51,83
CF 450			45,01	23%	55,37
CF 500			49,80	23%	61,26
CF 560			54,59	23%	67,15
CF 630			69,92	23%	86,00
CF 710			74,70	23%	91,89
CF 800			111,10	23%	136,65
CF 900			125,47	23%	154,32
CF 1000			140,79	23%	173,17
CF 1120			165,69	23%	203,80
CF 1250			183,89	23%	226,18
		FC-DU 310		98,65	23%
	FC-DU 350		108,23	23%	133,12
	FC-DU 400		114,93	23%	141,36
	FC-DU 450		123,55	23%	151,97
	FC-DU 500		136,00	23%	167,28
	FC-DU 560		153,24	23%	188,48
	FC-DU 630		181,01	23%	222,65
	FC-DU 710		201,13	23%	247,39
	FC-DU 800		231,78	23%	285,08
	FC-DU 900		241,35	23%	296,86
	FC-DU 1000		301,69	23%	371,08
	FC-DU 1120		312,23	23%	384,04
	FC-DU 1250		332,34	23%	408,78

TYP		MODEL	MOC [kW]	CENA NETTO (EUR)	VAT	CENA BRUTTO (EUR)	
	TŁUMIKI BEZ GŁOWICY		DLUGOŚĆ				
		SIL-DU 31	L 10		185,80	23%	228,54
		SIL-DU 35	L 10		226,99	23%	279,19
		SIL-DU 40	L 10		274,87	23%	338,09
		SIL-DU 45	L 10		318,93	23%	392,28
		SIL-DU 50	L 10		366,82	23%	451,19
		SIL-DU 56	L 10		414,71	23%	510,09
		SIL-DU 63	L 10		464,51	23%	571,34
		SIL-DU 71	L 10		569,86	23%	700,93
		SIL-DU 80	L 10		682,87	23%	839,94
		SIL-DU 90	L 10		808,34	23%	994,26
		SIL-DU 100	L 10		927,10	23%	1 140,33
		SIL-DU 112	L 10		1 056,40	23%	1 299,37
		SIL-DU 125	L 10		1 279,55	23%	1 573,85
		SIL-DU 31	L 1,50		205,92	23%	253,28
		SIL-DU 35	L 1,50		258,59	23%	318,07
		SIL-DU 40	L 1,50		318,93	23%	392,28
		SIL-DU 45	L 1,50		373,52	23%	459,43
		SIL-DU 50	L 1,50		437,69	23%	538,36
		SIL-DU 56	L 1,50		498,99	23%	613,75
		SIL-DU 63	L 1,50		563,16	23%	692,68
		SIL-DU 71	L 1,50		699,16	23%	859,96
		SIL-DU 80	L 1,50		845,69	23%	1 040,20
		SIL-DU 90	L 1,50		1 006,59	23%	1 238,11
		SIL-DU 100	L 1,50		1 169,41	23%	1 438,38
		SIL-DU 112	L 1,50		1 356,17	23%	1 668,09
		SIL-DU 125	L 1,50		1 615,72	23%	1 987,34
		SIL-DU 31	L 20		224,11	23%	275,66
		SIL-DU 35	L 20		290,20	23%	356,94
		SIL-DU 40	L 20		362,03	23%	445,30
		SIL-DU 45	L 20		430,03	23%	528,94
		SIL-DU 50	L 20		505,69	23%	622,00
		SIL-DU 56	L 20		580,40	23%	713,89
		SIL-DU 63	L 20		657,02	23%	808,13
		SIL-DU 71	L 20		818,87	23%	1 007,22
		SIL-DU 80	L 20		995,10	23%	1 223,97
		SIL-DU 90	L 20		1 186,65	23%	1 459,58
		SIL-DU 100	L 20		1 370,54	23%	1 685,76
		SIL-DU 112	L 20		1 574,54	23%	1 936,68
		SIL-DU 125	L 20		1 921,24	23%	2 363,13

TYP	MODEL	MOC [kW]	CENA NETTO (EUR)	VAT	CENA BRUTTO (EUR)	
 <p>TŁUMIKI Z GŁOWICĄ</p>						
		DŁUGOŚĆ				
	SIL-DU 31	L 10		290,20	23%	356,94
	SIL-DU 35	L 10		352,45	23%	433,52
	SIL-DU 40	L 10		418,54	23%	514,80
	SIL-DU 45	L 10		483,66	23%	594,91
	SIL-DU 50	L 10		552,62	23%	679,72
	SIL-DU 56	L 10		623,49	23%	766,90
	SIL-DU 63	L 10		696,28	23%	856,43
	SIL-DU 71	L 10		847,61	23%	1 042,56
	SIL-DU 80	L 10		1 012,34	23%	1 245,18
	SIL-DU 90	L 10		1 191,44	23%	1 465,47
	SIL-DU 100	L 10		1 351,38	23%	1 662,20
	SIL-DU 112	L 10		1 518,99	23%	1 868,36
	SIL-DU 125	L 10		1 804,40	23%	2 219,41
	SIL-DU 31	L 1,50		311,27	23%	382,86
	SIL-DU 35	L 1,50		388,85	23%	478,28
	SIL-DU 40	L 1,50		473,13	23%	581,95
	SIL-DU 45	L 1,50		553,58	23%	680,90
	SIL-DU 50	L 1,50		643,61	23%	791,64
	SIL-DU 56	L 1,50		734,59	23%	903,55
	SIL-DU 63	L 1,50		823,66	23%	1 013,11
	SIL-DU 71	L 1,50		1 015,21	23%	1 248,71
	SIL-DU 80	L 1,50		1 225,92	23%	1 507,88
	SIL-DU 90	L 1,50		1 453,86	23%	1 788,25
	SIL-DU 100	L 1,50		1 656,90	23%	2 037,99
	SIL-DU 112	L 1,50		1 873,36	23%	2 304,23
	SIL-DU 125	L 1,50		2 233,47	23%	2 747,17
	SIL-DU 31	L 20		335,21	23%	412,31
	SIL-DU 35	L 20		429,07	23%	527,76
	SIL-DU 40	L 20		530,59	23%	652,63
	SIL-DU 45	L 20		624,45	23%	768,08
	SIL-DU 50	L 20		732,68	23%	901,19
	SIL-DU 56	L 20		840,90	23%	1 034,31
	SIL-DU 63	L 20		947,21	23%	1 165,07
	SIL-DU 71	L 20		1 177,07	23%	1 447,80
	SIL-DU 80	L 20		1 427,05	23%	1 755,27
	SIL-DU 90	L 20		1 700,00	23%	2 091,00
	SIL-DU 100	L 20		1 940,40	23%	2 386,69
	SIL-DU 112	L 20		2 199,95	23%	2 705,94
	SIL-DU 125	L 20		2 632,85	23%	3 238,41
	 <p>PODPORA ANTY-WSTRZAŚOWA</p>	AV 20 (10 - 20 Kg)		17,24	23%	21,20
		AV 30 (21 - 50 Kg)		18,20	23%	22,38
		AV 40 (51 - 65 Kg)		22,03	23%	27,09
		AV 50 (66 - 130Kg)		22,99	23%	28,27
<p>TERMINAL ZEWNEŹRZNY (nie dla EX/ht)</p>	TB-DU 10 (MAX. 10A)		110,14	23%	135,47	
	TB-DU 30 (MAX. 30A)		181,97	23%	223,83	

TYP	MODEL	MOC [kW]	CENA NETTO (EUR)	VAT	CENA BRUTTO (EUR)	
	DYFUZORY	DIFFUSER 800T	0,7	23%	700,93	
		DIFFUSER 800M	2	23%	753,94	
	REGULATORY PRĘDKOŚCI		PRĄD ZNAMIONOWY			
		SR-ST (1,8A)	1,8	362,03	23%	445,30
		SR-ST (4A)	4	454,93	23%	559,56
		SR-ST (7A)	7	661,80	23%	814,02
		SRE-M (4A)	4	57,46	23%	70,68
		SRE-M (7A)	7	90,99	23%	111,91
	TERMOSTAT	TDS		140,79	23%	173,17
	PANEL KONTROLNY (1 FAZA)	QEA-T 2A	2	861,02	23%	1 059,05
		QEA-T 4A	4	917,52	23%	1 128,55
		QEA-T 6A	6	1 178,99	23%	1 450,16
		QEA-T 10A	10	1 332,23	23%	1 638,64
	PANEL KONTROLNY (3 FAZOWY)	QEA-M 3A	3	582,31	23%	716,24
		QEA-M 10A	10	804,51	23%	989,55
		QEA-M 16A	16	1 022,88	23%	1 258,14